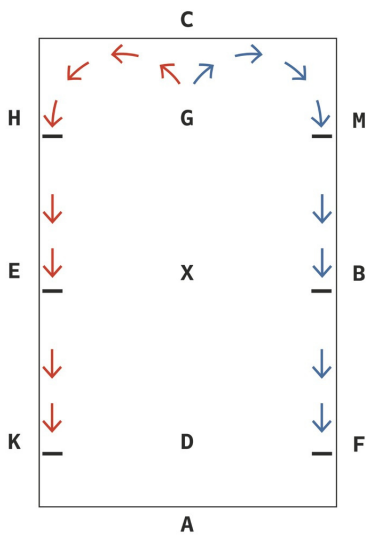
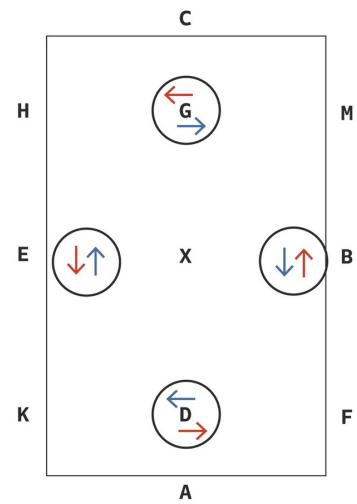


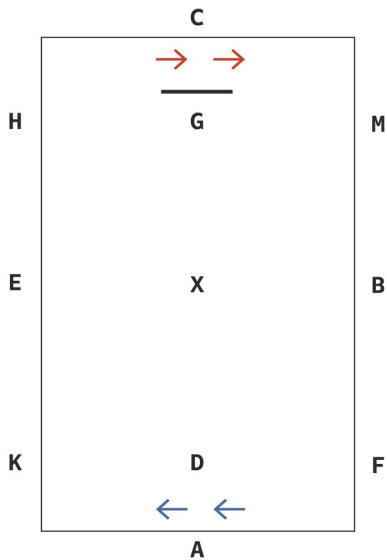
1



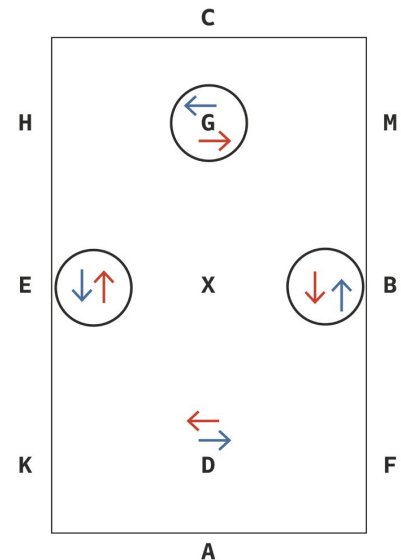
3



2



4



General - The aim is for each rider to stay opposite their partner and meet at the letter markers of directly opposite the letter markers as shown in the diagrams above and below. The aim is to mirror each other and create a picture of elegance.

Salute - The salute is executed on the centre line, the lead rider starts with the rest of the team following creating a Mexican wave effect. The right arm is brought up to the salute and down again, no pausing, and starts when the lead rider is at D and finishes before the ride reaches G.

Comb - The comb is a staggered shallow diagonal change of rein. Each rider should be slightly behind and to the side of the rider in front giving a staggered effect. All riders must have the same angle and spacing as the 2 lead riders.

Snail & closing the tail on the Snail – This moves is most effective when the circle is closed i.e. when the lead rider ends up directly behind the end rider and they ride nose to tail for a short time. If they are fewer numbers in the team, the riders may need to space out a little so that they are spread evening around the circle. Another way of achieving this is for the lead rider to reduce the size of the circle so that they meet with the end rider more quickly, remember all riders must follow the path of those in front.

Half Doublet - All riders ride across the arena in a line together with all the riders' bodies level with each other. All eyes must be on the lead rider to make sure everyone is in line and no drifting towards each other at the end as you reach the track.